


SJE AMPMASTER® Pump Switch

Mechanically-activated, wide-angle 20 amp rated switch designed to control pumps up to 1 1/2 HP at 125 VAC and 3 HP at 250 VAC.

This mechanically-activated, wide-angle 20 amp rated pump switch provides automatic control of grinder and high head sewage pumps in grinder and lift station applications, as well as septic tank effluent pump (STEP) systems.

The SJE AmpMaster® pump switch is not sensitive to rotation or turbulence allowing it to be used in both calm and turbulent applications.

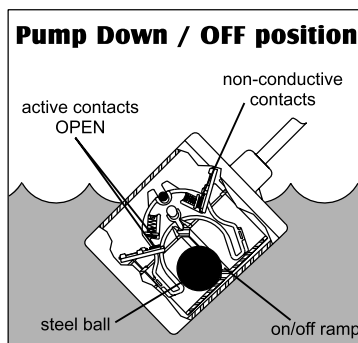
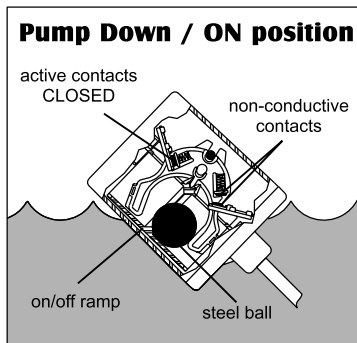
It is available for pump down applications. 



U.S. Patent Nos. 5,087,801 & 5,142,108

FEATURES

- Maximum pump running current of 20 amps.
- Heavy-duty contacts mounted on high-conductivity copper substrates.
- Controls pumps up to 1 1/2 HP at 125 VAC and 3 HP at 250 VAC.
- Second set of non-conductive contacts enhance switch activation.
- For direct wiring in 125 VAC or 250 VAC applications (piggy-back plug model not available).
- Adjustable pumping range of 23 to 61 cm (9 to 24 inches).
- Includes standard mounting clamp and boxed packaging.
- UL Recognized for use in non-potable water and sewage.
- CSA Certified.
- Three-year limited warranty.



OPTIONS

This switch is available:

- in standard cable lengths of 3, 5, 6, or 10 meters and 10, 15, 20, or 30 feet (longer lengths available).

SPECIFICATIONS

CABLE: flexible 12 gauge, 2 conductor (UL, CSA) SJOW, water-resistant, (CPE)

FLOAT: 7.75 cm diameter x 9.04 cm long (3.05 inch x 3.56 inch), high impact, corrosion resistant, PVC housing for use in sewage and non-potable water up to 50°C (120°F)

ELECTRICAL:

120 VAC 50/60 Hz Single Phase:

Maximum Pump Running Current:
20 amps

Maximum Pump Starting Current:
120 amps

Recommended Pump HP:
1119 W (1 1/2 HP) or less

250 VAC 50/60 Hz Single Phase:

Maximum Pump Running Current:
20 amps

Maximum Pump Starting Current:
120 amps

Recommended Pump HP:
2238 W (3 HP) or less

NOTE: This switch must be used with pumps that provide integral thermal overload protection. Certain pump applications may require the use of an external capacitor start kit.

SJE
Rhombus
CONTROLS

PO Box 1708, Detroit Lakes, MN 56502
1-218-847-1317

email: sje@sjerhombus.com

www.sjerhombus.com

 **Ross Brown Sales Pty Ltd**

ABN 28 000 690 362

Phone: 612 9899 2744 Fax: 612 9899 4233

Email: sales@rossbrownsales.com.au

Web: www.rossbrownsales.com.au