



**AMETEK**  
**LAMB ELECTRIC**

**Product Bulletin**

**Model: 121131-00**

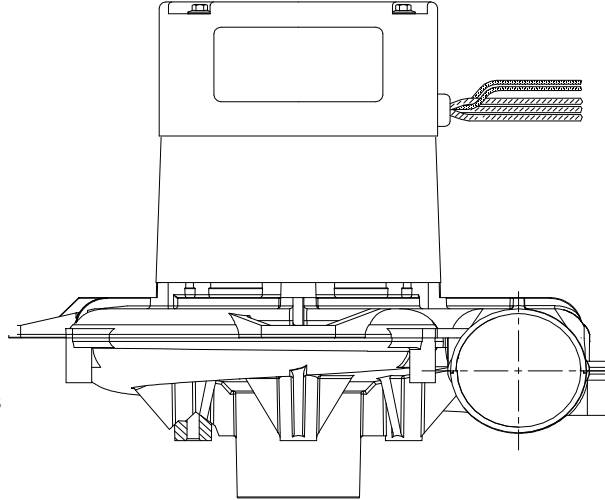


**SPECIAL FEATURES**

- "Generation II" (DIGITAL) Controller: no external low-voltage control power required. (See "INFIN-A-TEK Application Notes")
- UL component recognized (pending)
- IP Rating: 1.0
- **Speed control capability**
- High CFM fan system
- Thermally protected motor design
- Aluminum fan end bracket designed to dampen vibration and improve durability

**DESCRIPTION**

- Brushless Motor
- Switch Reluctance (SR) Technology
- One-stage High Flow Fan design
- 230 volts, 50/60 Hz
- 9.1" / 231 mm diameter
- Dual 10mm ball bearings
- Tangential discharge
- All aluminum die cast housings used in motor construction
- Life expectancy: 5 -10 times more than the brush-motor equivalent.



**Please refer to INFIN-A-TEK Application Notes for details on the operation and wiring of this switched-reluctance motor.**

**DESIGN APPLICATION**

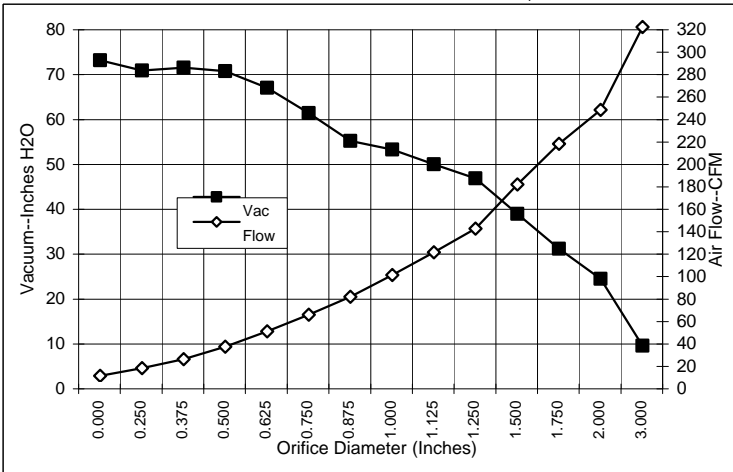
- Equipment operating in environments requiring separation of working air from motor ventilating air
- Designed to handle clean, dry, filtered air only



**TYPICAL MOTOR PERFORMANCE.\***

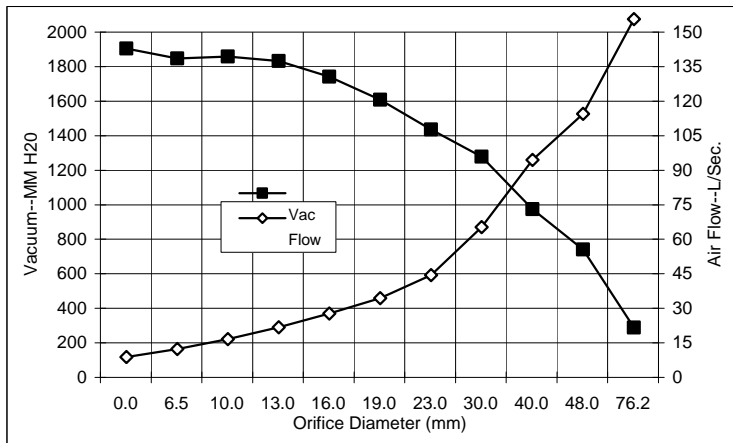
(At 230 volts, 60Hz, test data is corrected to standard conditions of 29.92 Hg, 68° F.)

**ASTM DATA**



Orifice (Inches)	Amps	Watts (In)	RPM	Vac (In.H <sub>2</sub> O)	Flow (CFM)	Air Watts
3.000	7.9	1560	20600	6.7	311.0	245
2.000	7.9	1555	20625	21.6	237.1	602
1.750	7.9	1538	20530	28.3	206.7	689
1.500	7.8	1512	20875	36.1	170.7	724
1.250	7.5	1464	21855	44.0	131.3	680
1.125	7.2	1399	22245	47.1	110.0	609
1.000	7.0	1356	22825	50.4	90.0	534
0.875	6.5	1255	23190	52.4	70.4	433
0.750	6.1	1170	24010	58.6	54.6	376
0.625	5.9	1141	25145	64.2	39.6	299
0.500	5.5	1085	25865	67.9	26.0	208
0.375	5.3	1032	26510	68.6	14.9	120
0.250	4.9	964	27075	68.0	7.0	56
0.000	5.0	965	28100	70.3	0.0	0

**METRIC DATA**



Orifice (mm)	Amps	Watts (In)	RPM	Vac (mm H <sub>2</sub> O)	Flow (L/Sec)	Air Watts
76.2	7.9	1560	20600	170	146.8	245
48.0	7.9	1548	20583	624	105.6	640
40.0	7.8	1520	20772	857	85.7	713
30.0	7.3	1428	22070	1161	56.4	641
23.0	6.6	1280	23099	1318	35.5	459
19.0	6.1	1169	24033	1490	25.6	374
16.0	5.9	1142	25100	1624	19.0	302
13.0	5.5	1091	25793	1715	12.9	217
10.0	5.3	1040	26413	1741	7.8	133
6.5	4.9	967	27047	1728	3.5	59
0.0	5.0	965	28100	1786	0.0	0

Note: Metric performance data is calculated from the ASTM data above.

\* Data represents performance of a typical motor sampled from a large production quantity. Individual motor data may vary due to normal manufacturing variances.

<b>Test Specs: 230v</b>	<b>Minimum Sealed Vacuum: TBD</b>	<b>ORIFICE: 7/8"</b>	<b>Minimum Vacuum: TBD</b>	<b>Maximum Watts: TBD</b>
-------------------------	-----------------------------------	----------------------	----------------------------	---------------------------

