



AMETEK
LAMB ELECTRIC

Product Bulletin

Model: 119432-13
119432-07
119432-29



SPECIAL FEATURES

- Suitable for 36 volt DC operation
- UL Recognized, category PRGY2 (E47185)
- Provision for grounding
- Skeleton-frame design
- Epoxy painted fan case
- Patented air seal bearing construction, U.S. Patent #4,088,424
- The Lamb Electric vacuum motor line offers a wide range of performance levels to meet design needs

Model 119432-13 is the G2K replacement for model 116513-13

Model 119432-07 features Packard terminal on power leads

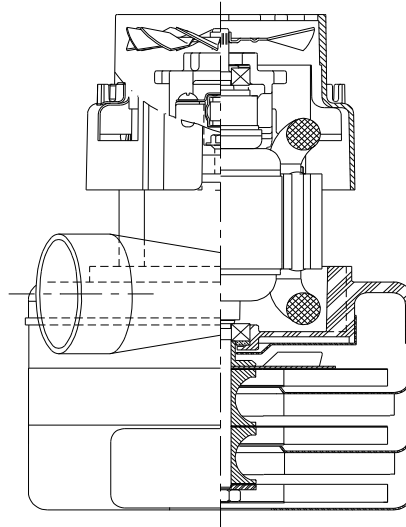
Model 119432-29 features inlet tube 1.5" diameter x 1.0" long

DESCRIPTION

- Three stage
- 36 volts
- 5.7"/145 mm diameter
- Double ball bearings
- Single speed
- Tangential bypass discharge
- Thermoset fan end bracket
- Thermoset commutator bracket

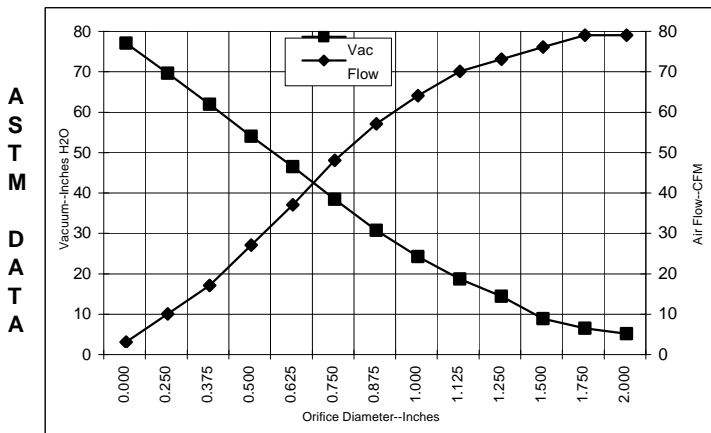
DESIGN APPLICATION

- Equipment operating in environments requiring separation of working air from motor ventilating air
- Designed to handle clean, dry, filtered air only

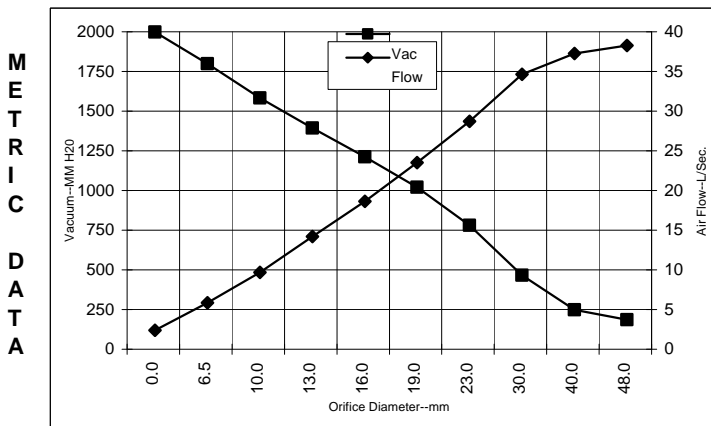


TYPICAL MOTOR PERFORMANCE.*

(At 36 volts DC, test data is corrected to standard conditions of 29.92 Hg, 68° F.)



Orifice (Inches)	Amps	Watts (In)	RPM	Vac (In.H ₂ O)	Flow (CFM)	Air Watts
2.000	17.4	653	14125	2.0	76.0	18
1.750	17.4	656	14138	3.4	76.0	31
1.500	17.6	659	14088	5.8	73.0	49
1.250	17.8	666	14000	11.4	70.0	94
1.125	17.9	670	13925	15.6	67.0	122
1.000	17.9	672	13888	21.2	61.0	153
0.875	17.8	669	13975	27.7	54.0	175
0.750	17.4	654	14188	35.3	45.0	185
0.625	16.7	627	14563	43.4	34.0	175
0.500	15.7	592	15275	50.9	24.0	142
0.375	14.5	549	16025	58.9	14.0	100
0.250	13.5	511	17013	66.5	7.0	53
0.000	12.6	478	17950	74.0	0.0	0



Orifice (mm)	Amps	Watts (In)	RPM	Vac (mm H ₂ O)	Flow (L/Sec)	Air Watts
48.0	17.4	654	14131	67	35.9	24
40.0	17.5	658	14103	130	34.9	44
30.0	17.8	668	13959	348	32.3	109
23.0	17.8	670	13953	662	26.3	170
19.0	17.4	653	14196	901	21.1	185
16.0	16.7	628	14548	1093	16.3	175
13.0	15.8	596	15204	1274	11.8	145
10.0	14.7	555	15913	1465	7.3	106
6.5	13.6	513	16964	1679	3.5	55
0.0	12.6	478	17950	1880	0.0	0

Note: Metric performance data is calculated from the ASTM data above.

* Data represents performance of a typical motor sampled from a large production quantity. Individual motor data may vary due to normal manufacturing variations.

Test Specs:	36 volts	Minimum Sealed Vacuum:	70.0"	ORIFICE:	7/8 "	Minimum Vacuum:	26.0"	Maximum Watts:	738
--------------------	----------	-------------------------------	-------	-----------------	-------	------------------------	-------	-----------------------	-----

