

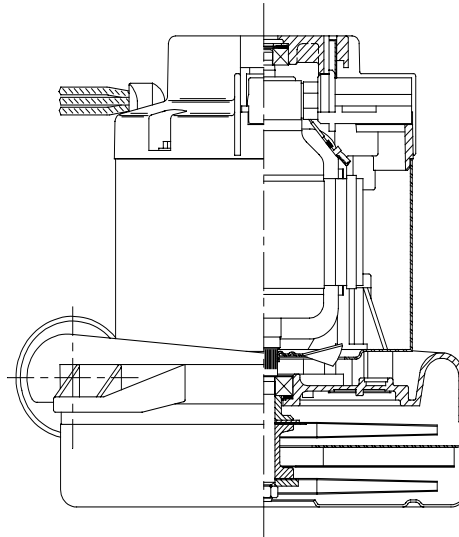


DESCRIPTION

- Two stage
- 240 volts
- 7.2"/183 mm diameter
- Double ball bearings
- Single speed
- Tangential bypass discharge
- Aluminum fan end bracket
- Aluminum commutator bracket

DESIGN APPLICATION

- Equipment operating in environments requiring separation of working air from motor ventilating air
- Designed to handle clean, dry, filtered air only



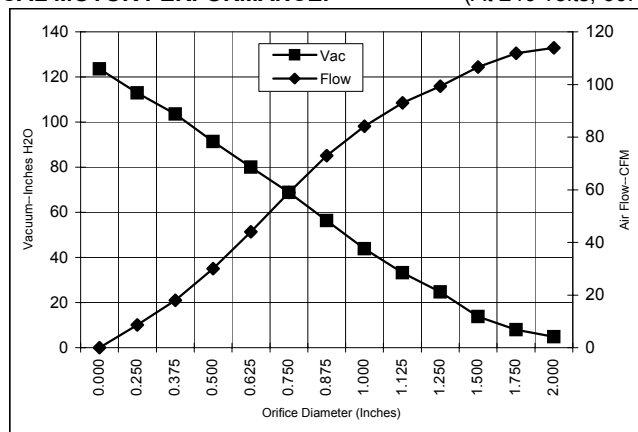
SPECIAL FEATURES

- Suitable for 240 volt AC operation, 50/60 Hz
- UL recognized, category PRGY2 (E47185)
- Provision for grounding
- 10 mm shaft and bearing system
- Non-loading fans
- Epoxy painted fan case
- Aluminum fan end bracket designed to dampen vibration and improve durability
- The Lamb Electric vacuum motor line offers a wide range of performance levels to meet design needs

TYPICAL MOTOR PERFORMANCE.*

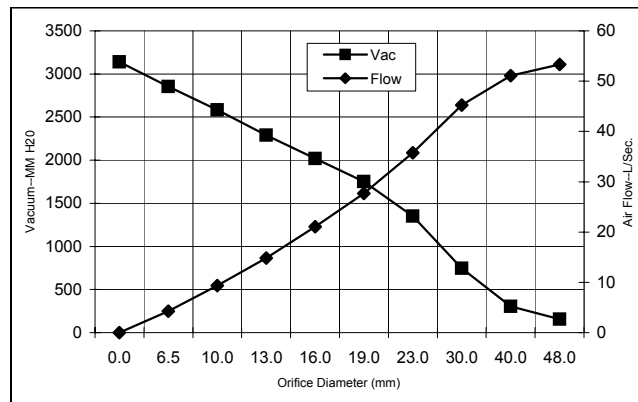
(At 240 volts, 60Hz, test data is corrected to standard conditions of 29.92 Hg, 68° F.)

ASTM DATA



Orifice (Inches)	Amps	Watts (In)	RPM	Vac (In.H ₂ O)	Flow (CFM)	Air Watts
2.000	7.0	1560	16590	4.8	113.9	64
1.750	7.0	1558	16585	7.9	111.9	104
1.500	7.0	1559	16580	13.7	106.6	172
1.250	7.0	1556	16615	24.7	99.3	288
1.125	6.9	1548	16640	33.2	93.0	363
1.000	6.9	1535	16720	43.9	84.1	434
0.875	6.7	1505	16890	56.3	72.9	482
0.750	6.5	1451	17245	68.8	59.0	477
0.625	6.1	1368	17765	80.0	44.0	413
0.500	5.6	1265	18465	91.3	30.0	322
0.375	5.1	1146	19415	103.5	18.0	219
0.250	4.6	1045	20345	112.9	8.6	114
0.000	4.2	971	21225	123.6	0.0	0

METRIC DATA



Orifice (mm)	Amps	Watts (In)	RPM	Vac (mm H ₂ O)	Flow (L/Sec)	Air Watts
48.0	7.0	1559	16588	157	53.3	82
40.0	7.0	1559	16582	304	51.1	152
30.0	6.9	1552	16629	746	45.2	329
23.0	6.8	1513	16848	1351	35.7	470
19.0	6.5	1449	17255	1753	27.7	476
16.0	6.1	1371	17744	2021	21.1	416
13.0	5.7	1275	18395	2290	14.8	331
10.0	5.2	1164	19273	2582	9.3	234
6.5	4.6	1050	20299	2856	4.3	119
0.0	4.2	971	21225	3139	0.0	0

Note: Metric performance data is calculated from the ASTM data above.

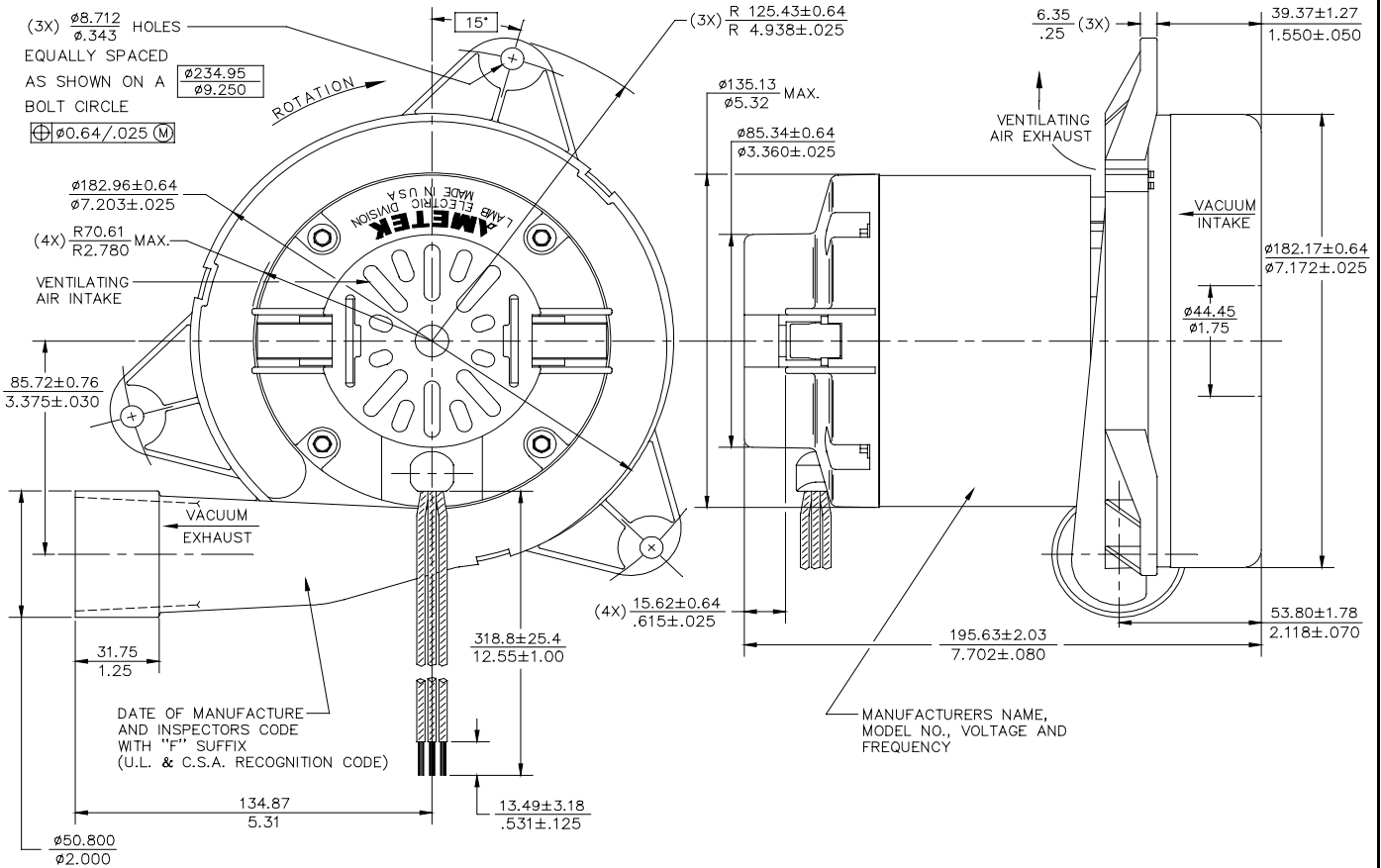
* Data represents performance of a typical motor sampled from a large production quantity. Individual motor data may vary due to normal manufacturing variations.

Test Specs:	240 volts	Minimum Sealed Vacuum:	120"	ORIFICE:	7/8"	Minimum Vacuum:	52.5"	Maximum Watts:	1600
--------------------	------------------	-------------------------------	-------------	-----------------	-------------	------------------------	--------------	-----------------------	-------------

DIMENSIONS

NOTES:

1. LEADS: 16GA. STRANDED, ONE BLACK AND ONE WHITE. GROUND LEAD: 18GA. STRANDED, GREEN WITH YELLOW STRIPE.



IMPORTANT NOTE: Pictorial and dimensional data are subject to change without notice. Contact factory for current revision levels.

WARNING - When using AMETEK Lamb Electric bypass motors in machines that come in contact with foam, liquid (including water), or other foreign substances, the machine must be designed and constructed to prevent those substances from reaching the fan system, motor housing, and electrical components. Lamb Electric vacuum motors other than hazardous duty models should not be applied in machines that come in contact with dry chemicals or other volatile materials. Failure to observe these precautions could cause flashing (depending on volatility) or electrical shock which could result in property damage and severe bodily injury, including death in extreme cases. All applications incorporating Lamb Electric motors should be submitted to appropriate organizations or agencies for testing specifically related to the safety of your equipment.



Ross Brown Sales Pty Ltd

ABN 28 000 690 362
 Phone: 612 9899 2744 Fax: 612 9899 4233
 Email: sales@rossbrownsales.com.au
 Web: www.rossbrownsales.com.au

Issued: March, 1998