



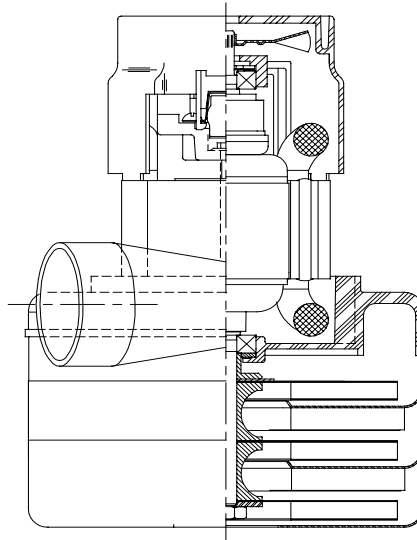
Model: 116859-00
116859-13*

DESCRIPTION

- Three stage
- 240 volt
- 5.7"/145 mm diameter
- Double ball bearings
- Single speed
- Tangential bypass discharge
- Aluminum commutator bracket
- Thermoset plastic fan end bracket

DESIGN APPLICATION

- Equipment operating in environments requiring separation of working air from motor ventilating air
- Designed to handle clean, dry, filtered air only



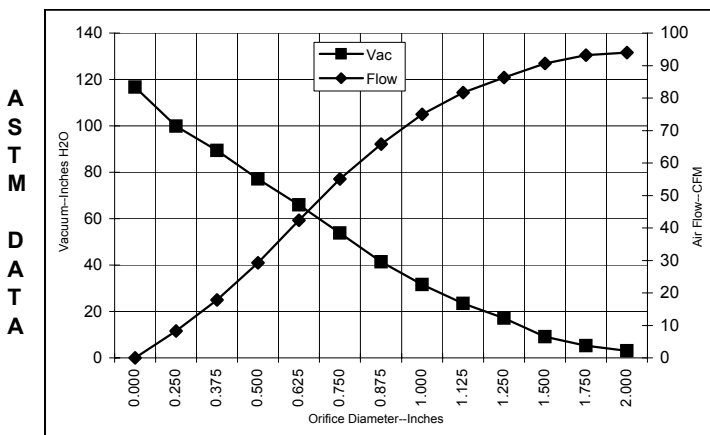
SPECIAL FEATURES

- Suitable for 240 volt AC operation, 50/60 Hz
- UL recognized, category PRGY2 (E47185)
- Provision for grounding
- Skeleton-frame design
- The Lamb Electric vacuum motor line offers a wide range of performance levels to meet design needs

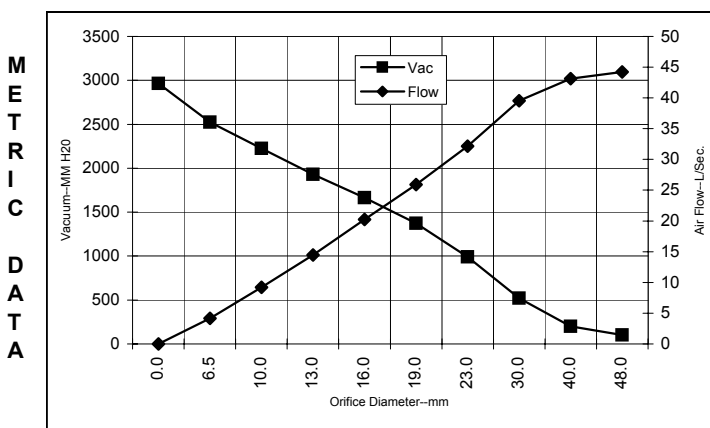
***Model 116859-13 features patented air seal bearing protection; U.S. Patent # 4,088,424 and epoxy painted fan case**

TYPICAL MOTOR PERFORMANCE.*

(At 240 volts, 60Hz, test data is corrected to standard conditions of 29.92 Hg, 68° F.)



Orifice (Inches)	Amps	Watts (In)	RPM	Vac (In.H2O)	Flow (CFM)	Air Watts
2.000	5.3	1177	17120	3.1	94.0	34
1.750	5.3	1176	17000	5.2	93.2	57
1.500	5.3	1185	17000	9.1	90.6	97
1.250	5.3	1195	16870	17.1	86.3	173
1.125	5.4	1203	16810	23.4	81.7	224
1.000	5.4	1208	16790	31.6	75.0	278
0.875	5.3	1196	16910	41.4	65.8	320
0.750	5.2	1156	18770	53.8	55.1	348
0.625	4.9	1094	19360	66.0	42.4	329
0.500	4.5	1014	20230	77.1	29.3	265
0.375	4.1	920	21380	89.4	17.8	187
0.250	3.6	821	22610	99.9	8.3	97
0.000	3.2	740	23930	116.7	0.0	0



Orifice (mm)	Amps	Watts (In)	RPM	Vac (mm H2O)	Flow (L/Sec)	Air Watts
48.0	5.3	1177	17067	102	44.2	44
40.0	5.3	1182	17000	201	43.1	85
30.0	5.4	1199	16837	522	39.5	201
23.0	5.4	1199	16880	989	32.1	310
19.0	5.2	1155	18782	1373	25.9	348
16.0	4.9	1096	19336	1664	20.3	330
13.0	4.5	1022	20143	1930	14.4	271
10.0	4.1	934	21208	2224	9.2	199
6.5	3.6	826	22549	2524	4.1	102
0.0	3.2	740	23930	2964	0.0	0

Note: Metric performance data is calculated from the ASTM data above.

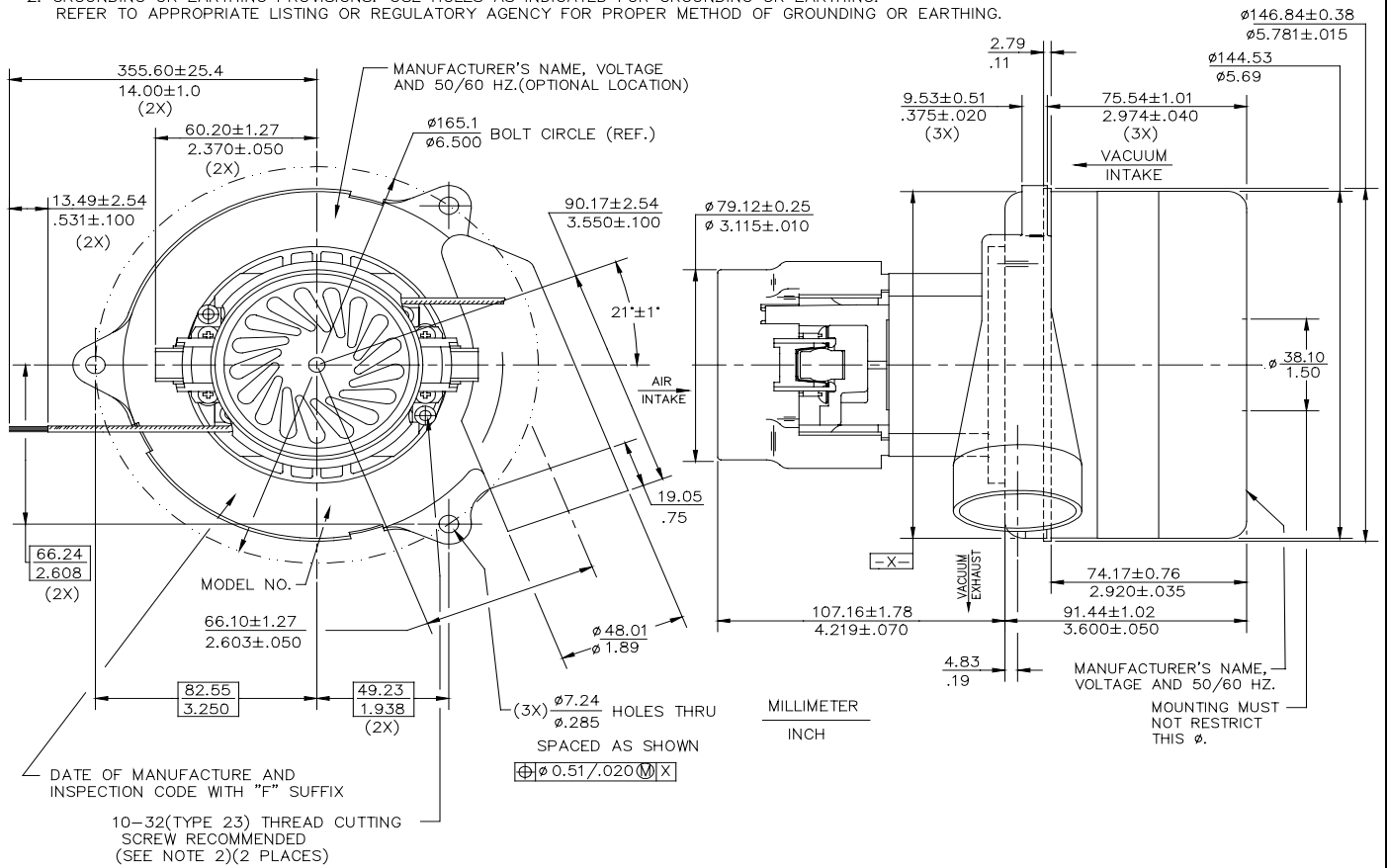
* Data represents performance of a typical motor sampled from a large production quantity. Individual motor data may vary due to normal manufacturing variations.

Test Specs:	240 volts	Minimum Sealed Vacuum:	112.0"	ORIFICE:	13mm	Minimum Vacuum:	70.0"	Maximum Watts:	1200
-------------	-----------	------------------------	--------	----------	------	-----------------	-------	----------------	------

DIMENSIONS

NOTES:

1. LEADS: 18 GA. STRANDED, LEADS CAN BE ANY COLOR EXCEPT GREEN OR GREEN WITH YELLOW STRIPE.
2. GROUNDING OR EARTHING PROVISIONS: USE HOLES AS INDICATED FOR GROUNDING OR EARTHING.
REFER TO APPROPRIATE LISTING OR REGULATORY AGENCY FOR PROPER METHOD OF GROUNDING OR EARTHING.



IMPORTANT NOTE: Pictorial and dimensional data are subject to change without notice. Contact factory for current revision levels.

WARNING - When using AMETEK Lamb Electric bypass motors in machines that come in contact with foam, liquid (including water), or other foreign substances, the machine must be designed and constructed to prevent those substances from reaching the fan system, motor housing, and electrical components. Lamb Electric vacuum motors other than hazardous duty models should not be applied in machines that come in contact with dry chemicals or other volatile materials. Failure to observe these precautions could cause flashing (depending on volatility) or electrical shock which could result in property damage and severe bodily injury, including death in extreme cases. All applications incorporating Lamb Electric motors should be submitted to appropriate organizations or agencies for testing specifically related to the safety of your equipment.



Ross Brown Sales Pty Ltd

ABN 28 000 690 362
 Phone: 612 9899 2744 Fax: 612 9899 4233
 Email: sales@rossbrownsales.com.au
 Web: www.rossbrownsales.com.au