



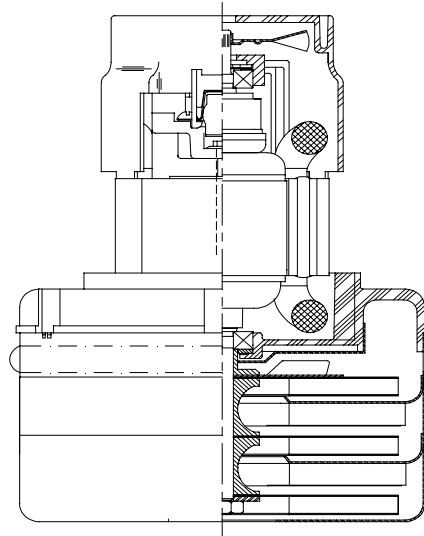
Model: 116512-13

DESCRIPTION

- Three stage
- 36 volts
- 5.7"/145 mm diameter
- Double ball bearings
- Single speed
- Peripheral bypass discharge
- Thermoset fan end bracket
- Aluminum commutator bracket

DESIGN APPLICATION

- Equipment operating in environments requiring separation of working air from motor ventilating air
- Designed to handle clean, dry, filtered air only

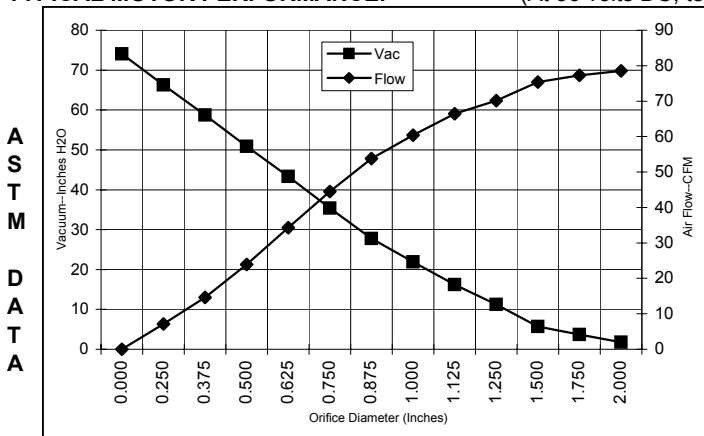


SPECIAL FEATURES

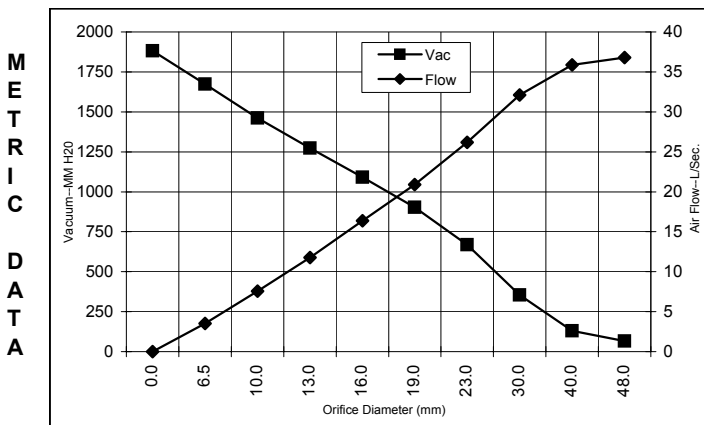
- Suitable for 36 volt DC operation
- UL Recognized, category PRGY2 (E47185)
- Provision for grounding
- Skeleton-frame design
- Epoxy painted fan case
- Patented air seal bearing construction. U.S. Patent #4,088,424
- The Lamb Electric vacuum motor line offers a wide range of performance levels to meet design needs.

TYPICAL MOTOR PERFORMANCE.*

(At 36 volts DC, test data is corrected to standard conditions of 29.92 Hg, 68° F.)



Orifice (Inches)	Amps	Watts (In)	RPM	Vac (In.H ₂ O)	Flow (CFM)	Air Watts
2.000	17.4	653	14139	1.8	78.5	17
1.750	17.4	656	14119	3.7	77.3	33
1.500	17.5	657	14098	5.7	75.4	41
1.250	17.7	666	13986	11.2	70.1	99
1.125	17.8	668	13959	16.2	66.4	123
1.000	17.8	669	13957	21.9	60.4	151
0.875	17.7	667	14001	27.8	53.8	175
0.750	17.4	653	14195	35.4	44.5	186
0.625	16.7	627	14576	43.3	34.3	175
0.500	15.7	591	15280	50.9	23.9	143
0.375	14.6	550	16047	58.7	14.6	100
0.250	13.6	512	16985	66.3	7.1	54
0.000	12.6	478	17950	74.1	0.0	0



Orifice (mm)	Amps	Watts (In)	RPM	Vac (mm H ₂ O)	Flow (L/Sec)	Air Watts
48.0	17.4	654	14130	67	36.8	24
40.0	17.5	657	14104	130	35.9	39
30.0	17.8	667	13971	354	32.1	112
23.0	17.7	668	13990	669	26.2	169
19.0	17.4	652	14203	903	20.9	186
16.0	16.7	628	14561	1092	16.4	175
13.0	15.8	595	15210	1274	11.8	146
10.0	14.8	556	15932	1461	7.5	106
6.5	13.7	514	16938	1674	3.5	56
0.0	12.6	478	17950	1882	0.0	0

Note: Metric performance data is calculated from the ASTM data above.

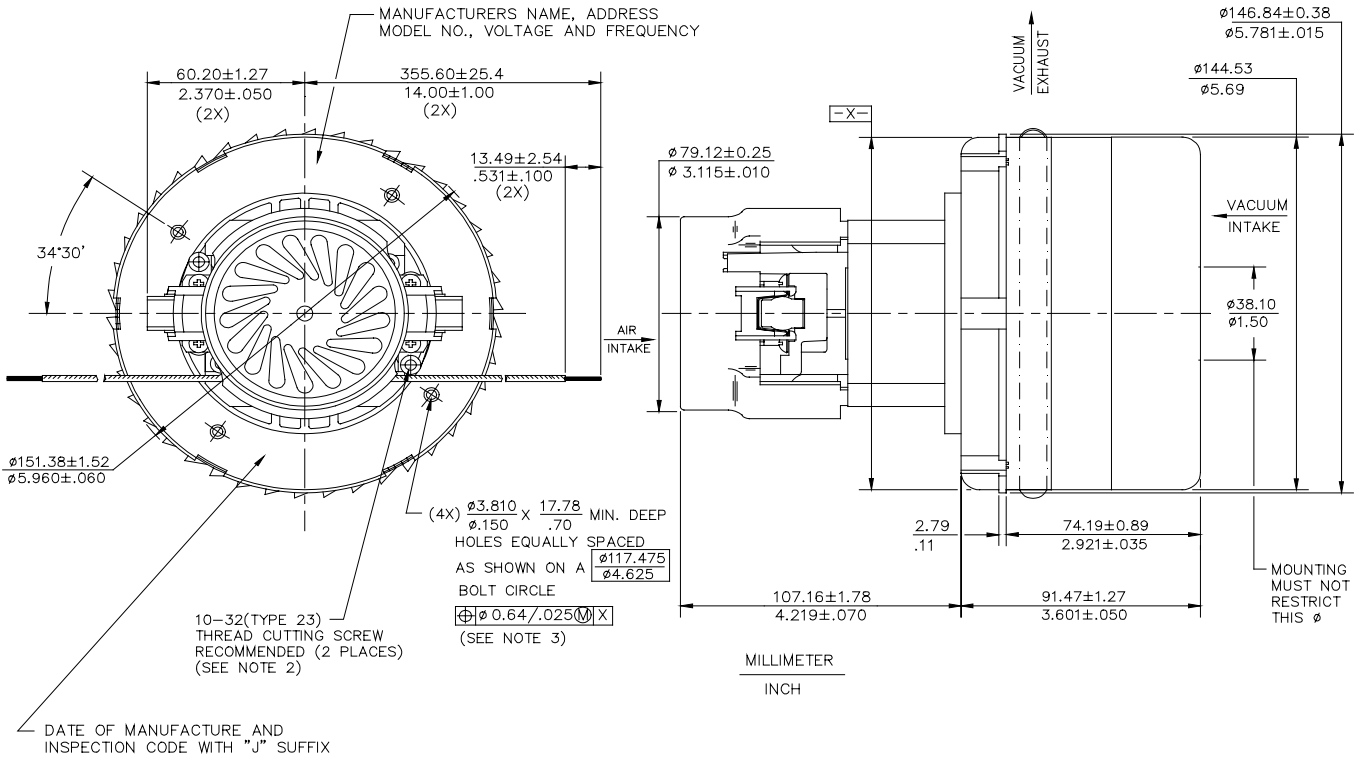
* Data represents performance of a typical motor sampled from a large production quantity. Individual motor data may vary due to normal manufacturing variations.

Test Specs:	36 volts	Minimum Sealed Vacuum:	70.0"	ORIFICE:	7/8 "	Minimum Vacuum:	26.0"	Maximum Watts:	738
--------------------	-----------------	-------------------------------	--------------	-----------------	--------------	------------------------	--------------	-----------------------	------------

DIMENSIONS

NOTES:

1. LEADS: 14 GA STRANDED, LEADS CAN BE ANY COLOR EXCEPT GREEN OR GREEN WITH YELLOW STRIPE.
2. GROUNDING OR EARTHING PROVISIONS: USE HOLES AS INDICATED FOR GROUNDING OR EARTHING. REFER TO APPROPRIATE LISTING OR REGULATORY AGENCY FOR PROPER METHOD OF GROUNDING OR EARTHING.
3. RECOMMENDED SCREW SIZE 10-16 TYPE BT OR TYPE 25 THREAD CUTTING SCREW. MAXIMUM PENETRATION 17.40/.685.



IMPORTANT NOTE: Pictorial and dimensional data are subject to change without notice. Contact factory for current revision levels.

WARNING - When using AMETEK Lamb Electric bypass motors in machines that come in contact with foam, liquid (including water), or other foreign substances, the machine must be designed and constructed to prevent those substances from reaching the fan system, motor housing, and electrical components. Lamb Electric vacuum motors other than hazardous duty models should not be applied in machines that come in contact with dry chemicals or other volatile materials. Failure to observe these precautions could cause flashing (depending on volatility) or electrical shock which could result in property damage and severe bodily injury, including death in extreme cases. All applications incorporating Lamb Electric motors should be submitted to appropriate organizations or agencies for testing specifically related to the safety of your equipment.

Issued: March, 1998



Ross Brown Sales Pty Ltd

ABN 28 000 690 362
 Phone: 612 9899 2744 Fax: 612 9899 4233
 Email: sales@rossbrownsales.com.au
 Web: www.rossbrownsales.com.au