



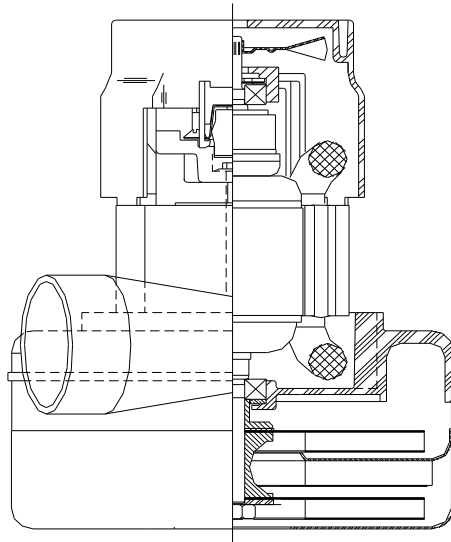
Model: 116213-00

DESCRIPTION

- Two stage
- 240 Volts
- 5.7"/145 mm diameter
- Double ball bearings
- Single speed
- Tangential bypass discharge
- Thermoset fan end bracket
- Aluminum commutator bracket

DESIGN APPLICATION

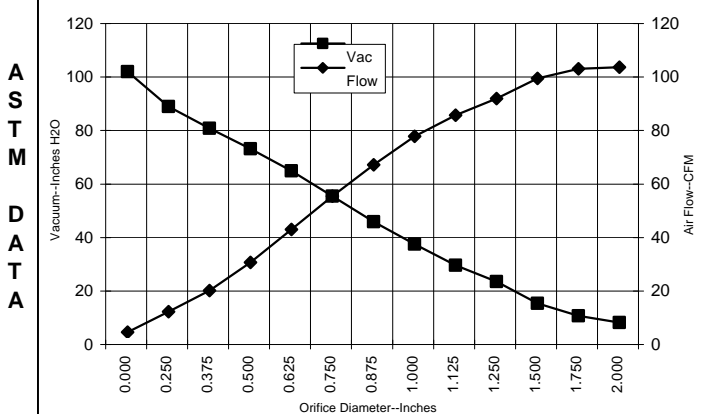
- Equipment operating in environments requiring separation of working air from motor ventilating air
- Designed to handle clean, dry, filtered air only



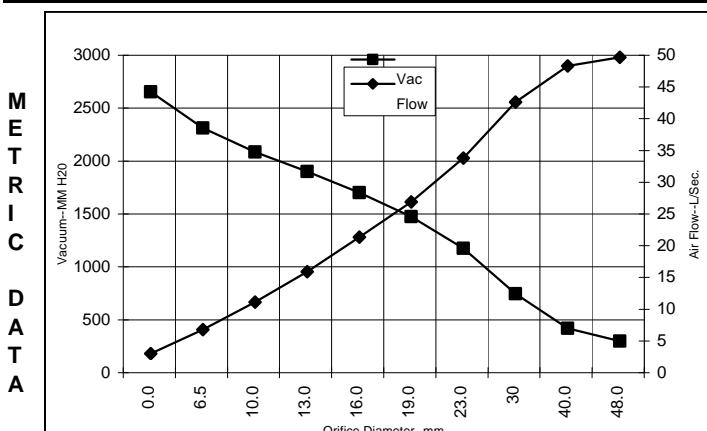
SPECIAL FEATURES

- Suitable for 240 volt AC operation, 50/60 Hz
- UL recognized, category PRGY2 (E47185)
- Provision for grounding
- Skeleton-frame design
- Epoxy painted fan case
- The Lamb Electric vacuum motor line offers a wide range of performance levels to meet design needs

TYPICAL MOTOR PERFORMANCE * (At 240 volts, 60Hz, test data is corrected to standard conditions of 29.92 Hg, 68° F.)



Orifice (Inches)	Amps	Watts (In)	RPM	Vac (In.H2O)	Flow (CFM)	Air Watts
2.000	4.9	1127	19180	3.6	99.1	42
1.750	4.9	1141	19210	6.1	98.5	71
1.500	4.9	1144	19020	10.8	94.9	120
1.250	5.0	1144	18970	18.9	87.3	194
1.125	5.0	1152	18950	25.0	81.1	238
1.000	5.0	1159	19050	32.9	73.2	283
0.875	4.9	1139	19260	41.3	62.6	304
0.750	4.7	1110	19600	50.8	50.9	304
0.625	4.5	1018	20290	60.3	38.4	272
0.500	4.2	972	21140	68.6	26.1	210
0.375	3.8	895	22040	76.2	15.6	140
0.250	3.5	840	23210	84.4	7.6	75
0.000	3.4	801	24160	97.4	0.0	0



Orifice (mm)	Amps	Watts (In)	RPM	Vac (mm H2O)	Flow (L/Sec)	Air Watts
48.0	4.9	1133	19193	119	46.7	55
40.0	4.9	1143	19077	239	45.3	105
30.0	5.0	1148	18959	565	39.6	218
23.0	4.9	1144	19208	996	30.8	299
19.0	4.7	1108	19614	1295	23.9	303
16.0	4.5	1022	20262	1522	18.4	273
13.0	4.2	977	21055	1721	12.9	216
10.0	3.9	907	21905	1907	8.1	151
6.5	3.5	843	23152	2133	3.8	78
0.0	3.4	801	24160	2474	0.0	0

Note: Metric performance data is calculated from the ASTM data above.

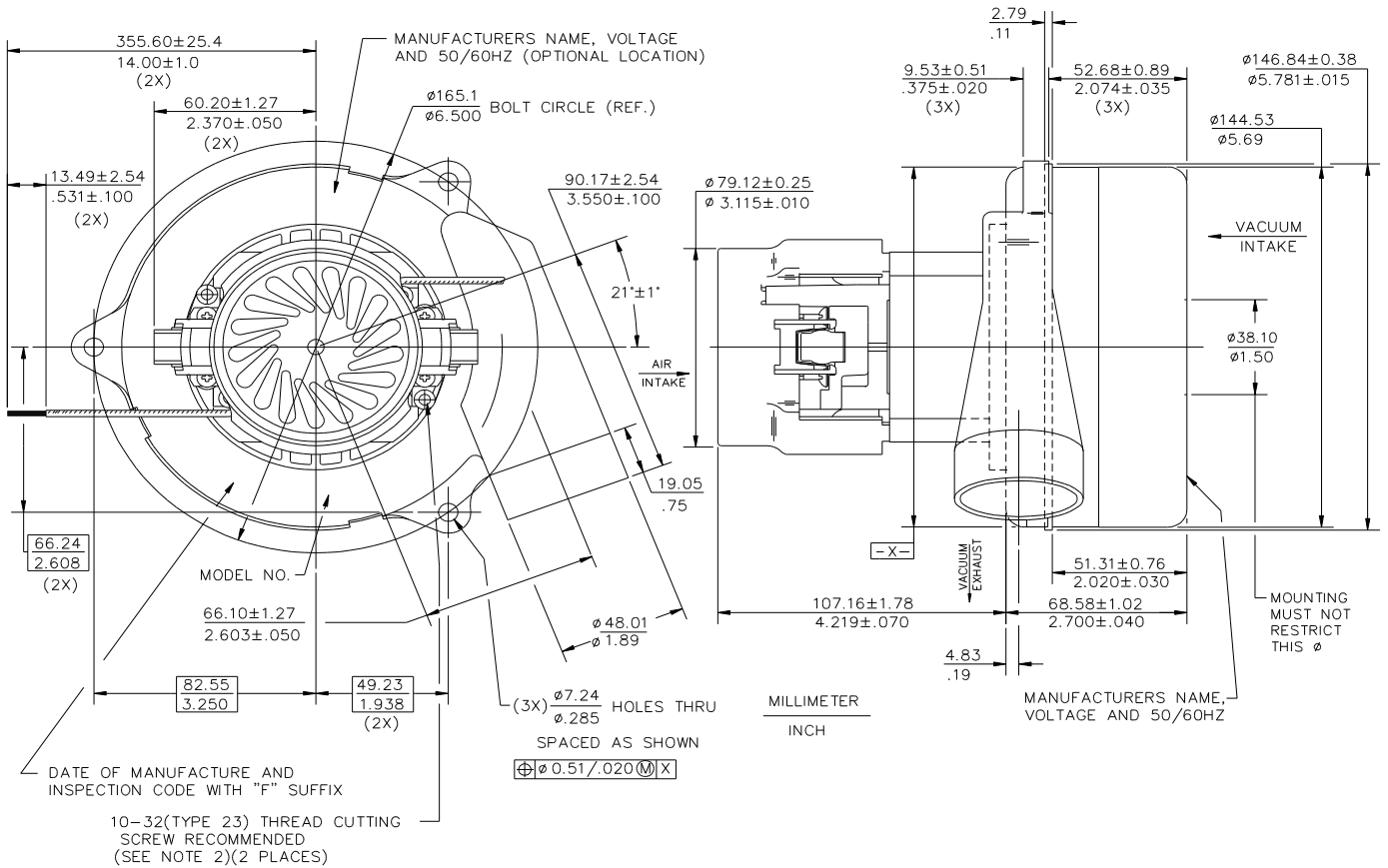
* Data represents performance of a typical motor sampled from a large production quantity. Individual motor data may vary due to normal manufacturing variations.

Test Specs:	240 volts	Minimum Sealed Vacuum:	90.0"	ORIFICE:	13mm	Minimum Vacuum:	66.0"	Maximum Watts:	1100
--------------------	-----------	-------------------------------	-------	-----------------	------	------------------------	-------	-----------------------	------

DIMENSIONS

NOTES:

- LEADS: 18GA STRANDED, LEADS CAN BE ANY COLOR EXCEPT GREEN OR GREEN WITH YELLOW STRIPE.
- GROUNDING OR EARTHING PROVISIONS: USE HOLES AS INDICATED FOR GROUNDING OR EARTHING. REFER TO APPROPRIATE LISTING OR REGULATORY AGENCY FOR PROPER METHOD OF GROUNDING OR EARTHING.



IMPORTANT NOTE: Pictorial and dimensional data are subject to change without notice. Contact factory for current revision levels.

WARNING - When using AMETEK Lamb Electric bypass motors in machines that come in contact with foam, liquid (including water), or other foreign substances, the machine must be designed and constructed to prevent those substances from reaching the fan system, motor housing, and electrical components. Lamb Electric vacuum motors other than hazardous duty models should not be applied in machines that come in contact with dry chemicals or other volatile materials. Failure to observe these precautions could cause flashing (depending on volatility) or electrical shock which could result in property damage and severe bodily injury, including death in extreme cases. All applications incorporating Lamb Electric motors should be submitted to appropriate organizations or agencies for testing specifically related to the safety of your equipment.

Issued: March, 1998



Ross Brown Sales Pty Ltd

ABN 28 000 690 362
 Phone: 612 9899 2744 Fax: 612 9899 4233
 Email: sales@rossbrownsales.com.au
 Web: www.rossbrownsales.com.au